

# SKYTOUCH 40

Model:LB40



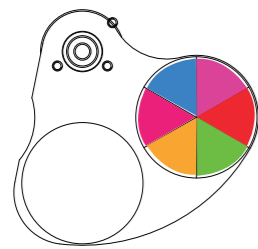
White Laser, 1.1° Angle, Front Neon Ring, 2 Prism Wheels, Continuous PAN/TILT

The SKYTOUCH 40 is an ultra compact and light weight stylish moving head beam light with a white LASER source in a reliable, sage and fully sealed module, integrated with a set of unique high resolution optical system.

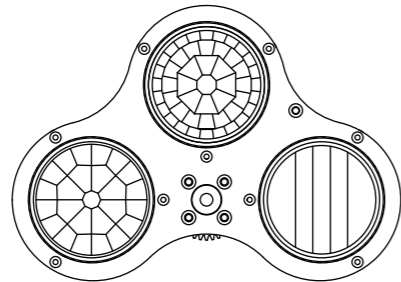
The fixture features 1.1°beam angle which helps to provide ultra long throw solid beam effect that it is close to parallel beam. The SKYTOUCH 40 is designed with a range of effects: 19 static gobos, 17 dichroic colors, 6-Color Wheel, 2 prism wheels, frost, focus, etc. It provides 360° continuous fast and smooth PAN/TILT movement with variable speed which delivers even more vivid visual effect to the show. The fixture supports DMX, RDM (Remote Device Management).

The fixture's exterior housing is beautifully balanced basing on a modern design philosophy with supremely harmonious interior structure for remarkable control. The sculpted body of the SKYTOUCH 40 achieves more than just a striking look. The 2\*1/4 turn fastening omega clamps, available for vertical and horizontal plug-in, make installations fast and easy.

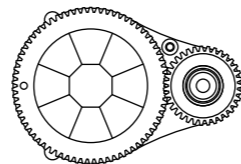
It's fast and quiet operation LASER source moving head beam. It's a perfect option for indoor application like small concerts, conference hall, DJ shows, club&bar, etc.




6-Color Wheel



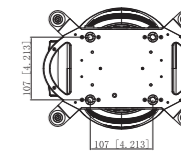
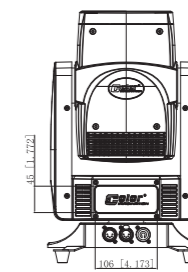
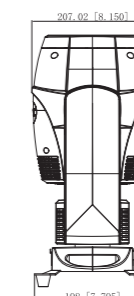
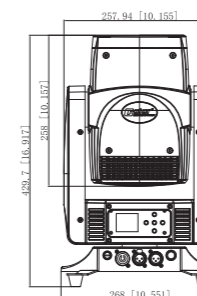
Prism Wheel 1: 3 Prisms (5-facet linear prism/8+16-facet circular prism/8+16+24-facet prism) with variable speed and direction



Prism Wheel 2: 8-Facet circular prism with variable speed and direction



Color wheel



## Light Source

Source:  
1\*40W White Laser  
30\*0.2W 3-IN-1 RGB LEDs  
Color Temperature: 8000K  
CRI: ≥70  
Flicker free operation for broadcast TV and FILM  
Life Span: 20000H  
The life span may vary depending on several following factors but not limited to: Environmental Conditions, Power/Voltage, Usage Patterns (On-Off Cycling), Control, and Dimming)

## Optics

A set of high resolution and precise optics  
1.1°Beam angle  
Smooth and precise linear focus

## Movement

PAN: 2 modes  
1. 360°Continuous movement  
2. 540°(8/16 bit)  
TILT: 2 modes  
1. 360°Continuous movement  
2. 270°(8/16 bit)  
Fast, quiet, smooth and precise 2-Phase motors  
Smooth, fast and precise resolution for PAN/TILT movement with low noise operation  
Scan position memory, auto reposition after unexpected movement  
PAN/TILT reversible

## Color System

1 Color wheel with  
17 dichroic colors plus open  
Variable direction rainbow effect with speed adjustable  
6-Color wheel with variable direction and speed control

## Prism System


2 Prism wheel design  
Prism Wheel 1: 3 Prisms (5-facet linear prism/8+16-facet circular prism/8+16+24-facet prism) with variable speed and direction  
Prism Wheel 2: 8-Facet circular prism with variable speed and direction  
Prism indexing  
Prism overlay (prism morphing)

## Neon Effect

1 Neon ring effect with different built-in macro effects (variable speed control)

## Gobo System

1 Static gobo wheel with 19 gobos plus open



Static gobo

## Strobe Effect

0-25Hz shutter/strobe effect with variable speed  
Preset variable/random strobe and dimming pulse effect

## Wash System

0-25Hz shutter/strobe effect with variable speed  
Preset variable/random strobe and dimming pulse effect

## Dimming System

Even and soft coverage

## Control System

23/25 DMX channels USITT DMX-512 DMX512, master-slave, or auto operation  
DMX recorder and edit function integrated  
RDM available (Remote Device Management)  
Art-NET (Optional)  
Wireless receiver system built-in (Optional)  
Shielded input signal protection for stable signal without interference  
RJ45 etherCON IN/OUT (Optional with Art-Net)  
3-Pin and 5-pin XLR DMX connectors IN/OUT

## Software Update

Software up-datable through DMX connectors  
Muilt units up-datable in daisy chain

## Display System

1.44" TFT LCD display  
5 Control buttons  
180°Reversible for LCD display  
Display auto OFF  
DMX signal monitoring indicator

## Cooling System

Advanced noise-free cooling system integrated aluminum  
Constant temperature readout and management function  
Over temperature protection management

## Power Supply

Electronic supply with active PFC  
AC100-240V 50/60Hz  
PowerCON IN/ OUT with fuse  
180W Power consumption

## Housing

High tension molded fire proof housing with PA6+fibreg  
Skeleton made of aluminum and steel metal plates  
Two side handles on base  
Exterior finish: Black

## Installation

2\*1/4 turn fastening Omega Clamps (Adaptable vertically and horizontally)  
1\*Safety attachment point

## Operating Condition

Operating positions:  
all (device on floor or fixed to a support)  
-25 C to 45 C ambient temperature  
IP20 protection rating

## Compliance

CE  
2014/35/EU - Safety of electrical equipment supplied at low voltage (LVD)  
2014/30/EU - Electromagnetic Compatibility (EMC)  
2011/65/EU - Restriction of the use of certain hazardous substances (RoHS)

## Weight

N.W.: 9.83 kg  
G.W.: 11.95 kg

## Dimensions

Product Dimensions:  
207(D)\*268(W)\*423.7(H)mm  
Packing Dimensions:  
570(D)\*365(W)\*275(H)mm