

SKYTOUCH 20

Model:LB20



White Laser, NO FAN, 0.7° Angle, Front Neon Ring, 2 Prism Wheels, Continuous PAN/TILT

The NO-FAN designed SKYTOUCH 20 is an ultra compact and light weight stylish moving head beam light with a white LASER source in a reliable, sage and fully sealed module, integrated with a set of unique high resolution optical system.

The fixture features 0.7° beam angle which helps to provide ultra long throw solid beam effect that it is close to parallel beam. The SKYTOUCH 20 is designed with a range of effects: 19 static gobos, 17 dichroic colors, 6-Color Wheel, 2 prism wheels, frost, focus, etc. It provides 360° continuous fast and smooth PAN/TILT movement with variable speed which delivers even more vivid visual effect to the show. The fixture supports DMX, RDM (Remote Device Management).

The fixture's exterior housing is beautifully balanced basing on a modern design philosophy with supremely harmonious interior structure for remarkable control. The sculpted body of the SKYTOUCH 20 achieves more than just a striking look. The 2*1/4 turn fastening omega clamps, available for vertical and horizontal plug-in, make installations fast and easy.

It's fast and quiet operation LASER source moving head beam. It's a perfect option for indoor application like small concerts, conference hall, DJ shows, club&bar, etc.

Light Source

Source:
1*20W White Laser
30*0.2W 3-IN-1 RGB LEDs
Color Temperature: 6000K
CRI: ≥70
Flicker free operation for broadcast TV and FILM
Life Span: 30000H
The life span may vary depending on several following factors but not limited to: Environmental Conditions, Power/Voltage, Usage Patterns (On-Off Cycling), Control, and Dimming)

Optics

A set of high resolution and precise optics
0.7° Beam angle
Smooth and precise linear focus

Movement

PAN: 2 modes
1. 360° Continuous movement
2. 540° (8/16 bit)
TILT: 2 modes
1. 360° Continuous movement
2. 270° (8/16 bit)
Fast, quiet, smooth and precise 2-Phase motors
Smooth, fast and precise resolution for PAN/TILT movement with low noise operation
Scan position memory, auto reposition after unexpected movement
PAN/TILT reversible

Color System

1 Color wheel with 17 dichroic colors plus open
Variable direction rainbow effect with speed adjustable
6-Color wheel with variable direction and speed control

Neon Effect

1 Neon ring effect with different built-in macro effects (variable speed control)

Gobo System

1 Static gobo wheel with 19 gobos plus open

Prism System

2 Prism wheel design
Prism 1: 3 different prisms, 5-Facet linear prism/8+16-facet circular prism/8+16+24-facet circular prism with variable speed and direction
Prism 2: 8-Facet circular prism with variable speed and direction
Prism indexing
Prism overlay (prism morphing)

Strobe Effect

0-25Hz shutter/strobe effect with variable speed
Preset variable/random strobe and dimming pulse effect

Wash System

Even and soft coverage

Dimming System

0-100% Smooth linear dimming

Control System

25/28 DMX channels USITT DMX-512 DMX512, master-slave, or auto operation
DMX recorder and edit function integrated
RDM available (Remote Device Management)
Art-NET (Optional)
Wireless receiver system built-in (Optional)
Shielded input signal protection for stable signal without interference
RJ45 etherCON IN/OUT (Optional with Art-Net)
3-Pin and 5-pin XLR DMX connectors IN/OUT

Software Update

Software up-datable through DMX connectors
Muilt units up-datable in daisy chain

Display System

1.44" TFT LCD display
5 Control buttons
180° Reversible for LCD display
Display auto OFF
DMX signal monitoring indicator

Cooling System

Advanced noise-free cooling system integrated aluminum
Constant temperature readout and management function
Over temperature protection management

Power Supply

Electronic supply with active PFC
AC100-240V 50/60Hz
PowerCON IN/ OUT with fuse
72W Power consumption

Housing

High tension molded fire proof housing with PA6+fibre
Skeleton made of aluminum and steel metal plates
Two side handles on base
Exterior finish: Black

Installation

2*1/4 turn fastening Omega Clamps (Adaptable vertically and horizontally)
1* Safety attachment point

Operating Condition

Operating positions: all (device on floor or fixed to a support)
-25°C to 45°C ambient temperature
IP20 protection rating

Compliance

CE
2014/35/EU - Safety of electrical equipment supplied at low voltage (LVD)
2014/30/EU - Electromagnetic Compatibility (EMC)
2011/65/EU - Restriction of the use of certain hazardous substances (RoHS)

Weight

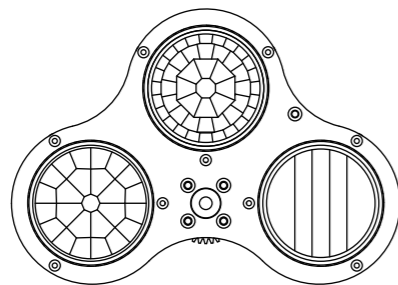
N.W.: 9.83kg
G.W.: 11.95kg

Dimensions

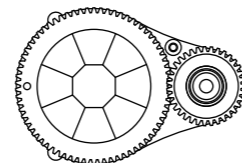
Product Dimensions:
207(D)*268(W)*423.7(H)mm
Packing Dimensions:
570(D)*365(W)*275(H)mm




6-Color Wheel




Prism Wheel 1: 3 Prisms (5-facet linear prism/8+16-facet circular prism/8+16+24-facet prism) with variable speed and direction



Prism Wheel 2: 8-Facet circular prism with variable speed and direction



Static gobo



Color wheel

